



Name: \_\_\_\_\_

Instructor: \_\_\_\_\_

Date: \_\_\_\_\_

## Discovery

This assignment will take you through the steps of using Discovery to search the Library for information sources.

- You will find one book and one article on a topic
- FYI: Sections marked FYI are “for your information”

## Step 1: Search Plan

Make a plan before beginning your research. Write your search plan out here:

a) **Topic**

\_\_\_\_\_

b) **Research Question**

*What do you want to know about your topic? What question do you want to answer?*

\_\_\_\_\_

\_\_\_\_\_

c) **Search Terms**

Identify 2 to 4 key concepts in your research question. These will be your **search terms**.

1. \_\_\_\_\_

2. \_\_\_\_\_

3. \_\_\_\_\_

4. \_\_\_\_\_

## Step 2: Finding Articles

Discovery is a tool that allows you to search all library collections in one search. This includes our article and our book databases.

### Articles

Search Discovery to find a **journal** or **magazine article** on your topic. Find articles that will help you answer your research question.

Step 1: Go to the Library homepage > <http://library.selkirk.ca>

To access Discovery: Under FIND choose > **Discovery: Search All**

Step 2: Choose your search terms

**Tip:** See your Search Plan (page 1)

1<sup>st</sup> search term: \_\_\_\_\_

**AND**

2<sup>nd</sup> search term: \_\_\_\_\_

**AND**

3<sup>rd</sup> search term (optional): \_\_\_\_\_

Step 3: Type 2 or 3 search terms in the search boxes. Click **search**.

▪ **How many articles (results) were found?** \_\_\_\_\_

### Choosing an Article

Choose an article from your result list that you judge to be useful for your topic.

**Tip:** Click on the title to see the full record

Write down the citation elements for the article you chose.

- **Author / Authors**

Name(s): \_\_\_\_\_

\_\_\_\_\_

- **Title of Article**

Full title: \_\_\_\_\_  
\_\_\_\_\_

- **Publication Information**

Title of journal or magazine (source): \_\_\_\_\_  
\_\_\_\_\_

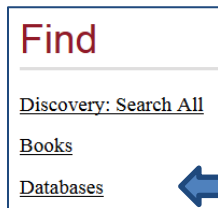
Volume / issue number: \_\_\_\_\_

Date: \_\_\_\_\_

Page Numbers: \_\_\_\_\_

## **FYI: Research Databases**

Research databases can also be searched individually.



- From the Library homepage > <http://library.selkirk.ca>
- Select the **Databases** link under FIND

### **Step 3: Finding Books**

Search Discovery to find a **book** or **ebook** (electronic book) on your topic. Find books that will help you answer your research question.

Step 1: Go to the Library homepage > <http://library.selkirk.ca>

To access Discovery: Under FIND choose > **Discovery: Search All**

Step 2: Choose your search terms

**Tips:** See your Search Plan (page 1)

\*\*\* Use only **1 or 2** search terms \*\*\*

1<sup>st</sup> search term: \_\_\_\_\_

**AND**

2<sup>nd</sup> search term (optional): \_\_\_\_\_

Step 3: Type 1 or 2 search terms in the search boxes. Click **search**.

Step 4: Limit your results to the **Book Catalogue**.

**Tip:** *The book catalogue is a database of all of the books available in the Library.*

**Limit To** ▾

Available in Library Collection

Academic (Peer Reviewed) Articles

Book Catalogue

Find the Book Catalogue limiter in the left column.  
Click in the box to search.

- **How many titles did you find?** \_\_\_\_\_

**Tip:** *If you didn't get any results, try searching for books on your **topic***

**Examples:**

Global warming

Social media

Grizzly bears

## Choosing a Title

Choose a title from your search results that you think will be useful for your topic. Choose a book or an ebook.

- **Call number**

\_\_\_\_\_

Write down the citation elements for the book that you chose.

**Tip:** *Click on the **Title** to see the full record*

- **Author(s) / Editor(s)**

Name(s): \_\_\_\_\_

\_\_\_\_\_

- **Title**

Full title: \_\_\_\_\_  
\_\_\_\_\_

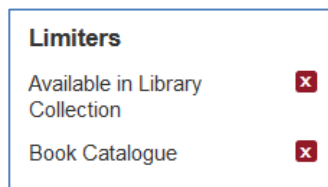
- **Publication Information**

Place of publication: \_\_\_\_\_

Name of publisher: \_\_\_\_\_

Year when the item was published: \_\_\_\_\_

**Tip:** *If you want to search for both books and articles, remove the Book Catalogue limiter.*

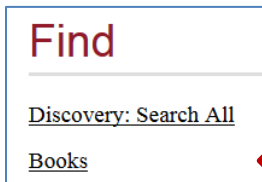


▪ Go to the top of the page. Click on the **X** to remove.



## **FYI: Book Catalogue**

It is also possible to search the Book Catalogue from the Library homepage > <http://library.selkirk.ca>



▪ Select the **Books** link under FIND

▪ Books can be sent from the Castlegar campus to the Nelson campuses. Use the "Place Hold" feature or ask a Librarian for assistance.

### **Questions? Contact Us**

Selkirk College Librarians are available to help you with your research. We can assist you by email, by phone, or in person at the Castlegar campus.

- Email: [reference@selkirk.ca](mailto:reference@selkirk.ca)
- Phone: 1-888-953-1133 ext. 21229 (or ask for the Library)
- Phone: (250) 365-1229 (local call)
- Online: <http://library.selkirk.ca/>